

Donington Cowley Endowed Primary School



Calculation Policy

July 2024

Approved by: **Governors**

Date: March 2023

Last reviewed on: July 2024

Next review due by: July 2025

Contents

Page

1. Addition

- a. Big ideas _____ 3
- b. Stem Sentences _____ 4
- c. Progression in written methods (Yr1- Yr6) _____ 5

2. Subtraction

- a. Big ideas _____ 8
- b. Stem Sentences _____ 9
- c. Progression in written methods (Yr1- Yr6) _____ 10

3. Multiplication

- a. Big ideas _____ 13
- b. Stem Sentences _____ 15
- c. Progression in written methods (Yr1- Yr6) _____ 16

4. Division

- a. Big ideas _____ 19
- b. Stem Sentences _____ 20
- c. Progression in written methods (Yr1- Yr6) _____ 20

5. Principle of Constant Difference

- a. Application of the Principle of Constant Difference _____ 24
- b. Teaching the Principle of Constant Difference _____ 25

Addition

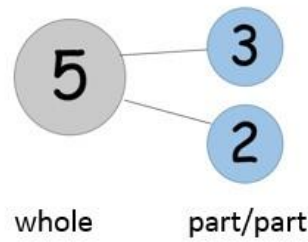
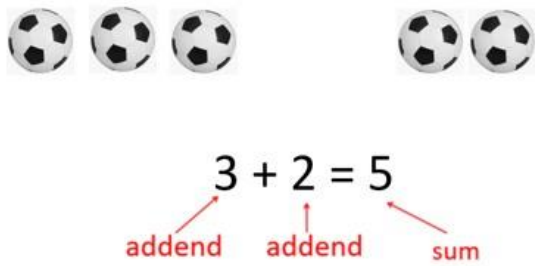
Big Ideas addend +
addend = sum

Addition is **commutative** because the parts can be added in any order.

There are two structures of addition: **aggregation** and **augmentation**.

Aggregation structure:

Combining two or more parts to make a whole is called **aggregation**.



Ben had 3 footballs and Zoe had 2 footballs. How many footballs are there altogether?

The sum of the

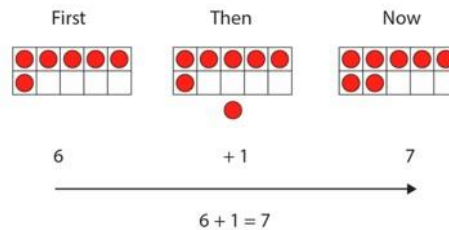
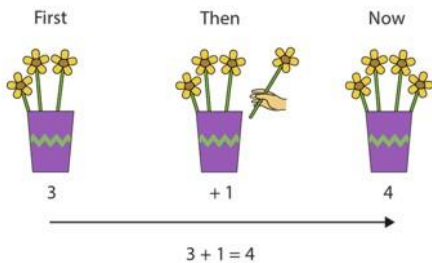
parts is equal to the whole.

Augmentation structure:

An addition context described by a **first, then, now** story is an example of **augmentation**.

Harry had 3 footballs, then he was given 2 more. How many does he have now?

Both structures can be represented on a part/whole diagram.



When formal written methods are introduced, please encourage children to continue to use **NUMBER SENSE**.

Stop, think, consider the numbers involved in the calculation before choosing an efficient method for solving. $245 + 98$ could be solved by adjusting + 100 and subtracting 2 rather than using a column method.

Prior to calculating, start with a **stem sentence** "I think that the best way of working this out ..."

Simple numbers are used to teach formal algorithms initially. $23 + 14$ can be worked out mentally but is used to show how the algorithm works. We are not suggesting that a column method is usually used for this calculation.

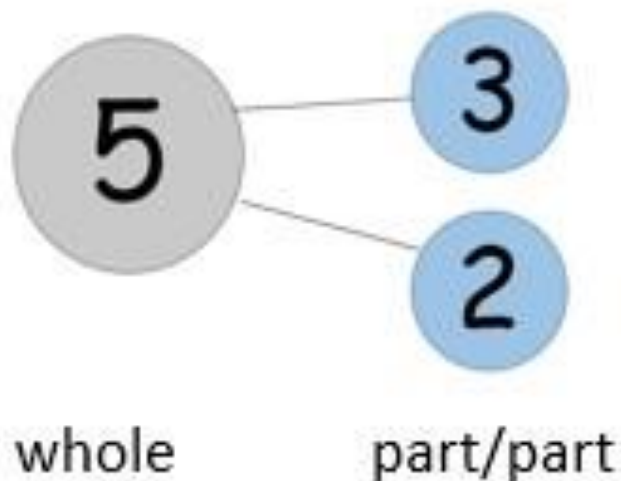
At FBPS, **carried figures are put at the bottom of the columns.**

NB. White Rose puts carried figures at the bottom.

Sentence Stems

- A whole can be broken into a number of parts.
- The sum of the parts is equal to the whole.
- We can add the parts in any order. (*Addition is associative*)
- We can only add things with the same noun.
- If you change the order of the addends, the sum remains the same. (*Addition is commutative*)
- In addition, we can add to one set to make it bigger. The total is the sum. (*Augmentation structure*)
- In addition, we can combine one or more sets. The total is the sum. (*Aggregation structure*)

Teacher notes are in italics.



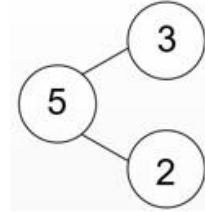
Progression in written methods (Yr1 – Yr6)

Y1 Objectives

- Number bonds and related addition facts within 20
- Add 1 and 2 digit numbers to 20, including zero

Key skills:
 Adding 0 and 1 to a number
 + bonds within 10 e.g. $5 = 4 + 1$
 + bonds = 10

Use part whole diagram (include zero)
 Zero is not a part



Start with expressions (no = sign)

Move on to equations (has = sign)

Aggregation structure

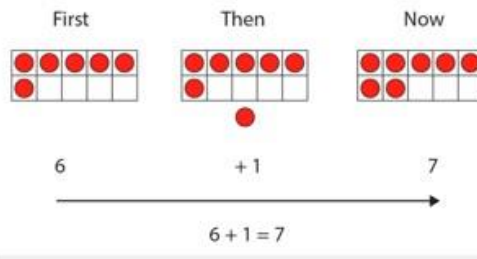
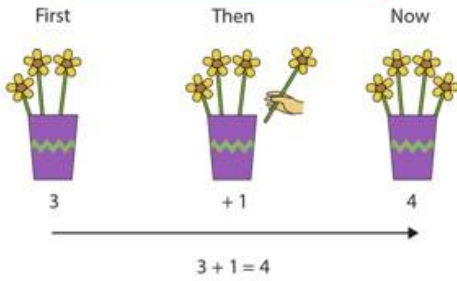


Augmentation structure

$$\begin{array}{r} 2 + 4 \\ 4 + 2 \end{array}$$

$$5 = 3 + 2$$

Teacher to model the bar model in summer term



Y2 Objectives

- $1dn + 1dn + 1dn$
- $2dn + 1dn$
- $2dn + 2dn$ (sum < 100)

Key skills:
 $2dn + 1dn$
 $2dn + \text{multiples of } 10$

$2dn + 1dn$ Use numbers in a context

What does each number represent?


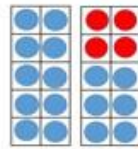


$2dn + 1dn$ Use numbers in a context

Augmentation structure

At **first** Fiona had saved £34 and **then** she added her £3 pocket money to that.

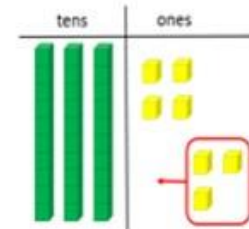

How much does she have **now**?



$$16 + 5 = 21$$

$$16 + 4 + 1 = 21$$

Children to use the bar model

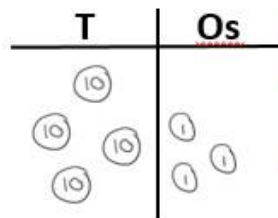
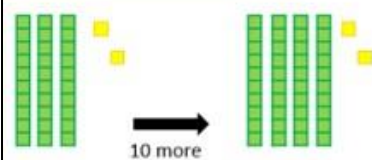


$$27 + 14$$

$$27 + 10 + 4$$

$$37 + 4 = 41$$

$2dn + \text{multiples of } 10$



$2dn + 2dn$

Keep the first number whole

$$43 + 20 = 63$$

Y3 Objectives

- $2dn + 2dn$ (sum > 100)
- $3dn + 3dn$ (column method)

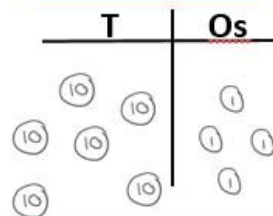
Key skills:
 $2dn + 1dn$
 $2dn + \text{multiples of } 10$
 Column method

$2dn + 1dn$

$$26 + 5 = 31$$

$$26 + 4 + 1 = 31$$

$2dn + \text{multiples of } 10$



$$64 + 30 = 94$$

Children to use the bar model

$2dn + 2dn$

Keep the first number whole

$$27 + 14$$

$$27 + 10 + 4$$

$$37 + 4 = 41$$

Column method

Unitise initially:

8 ones + 4 ones equals 12 ones. We rename this: it is 1 ten and 2 ones.

4 tens add 1 ten add the 1 carried ten equals 6 tens (not $40 + 10 + 10 = 60$)

Move on to the shortened version when children can estimate the sum and use number sense: 8 add 4 equals 12, carry the 1. 4 add 1 add the carried 1 equals 6. The sum is 62.

$2dn + 2dn$ with renaming
 Carried figure at the bottom

$3dn + 3dn$ with renaming
 Carried figure at the bottom

Solve missing box problems

$$\begin{array}{r} 23 \\ + 14 \\ \hline 37 \end{array}$$

$$\begin{array}{r} 48 \\ + 14 \\ \hline 62 \\ +1 \end{array}$$

$$\begin{array}{r} 258 \\ + 165 \\ \hline 423 \\ +1 \quad +1 \end{array}$$

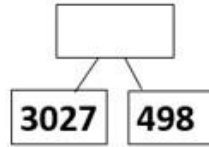
$$\begin{array}{r} 58 \\ + 1 \blacksquare \\ \hline 75 \end{array}$$

Y4 Objectives

- Numbers up to 4 digits
- Choose appropriate method

Children to use the part whole and bar model to develop estimation and number sense

Key skills:
2dn + 1dn
2dn + multiples of 10
Column method



| | |
|------|-----|
| ? | |
| 3027 | 498 |

Column method

Estimate first and choose a method of calculation using number sense.
Use the shortened version in the addition algorithm.
8 add 5 equals 13, carry the 1. 5 add 6 add the carried 1 equals 12 etc.

Solve missing box problems

3dn + 3dn with renaming
Carried figure at the bottom

$$\begin{array}{r} 258 \\ + 165 \\ \hline 423 \\ \hline \end{array}$$

+1 +1

4dn + 4dn with renaming
Carried figure at the bottom

$$\begin{array}{r} 7289 \\ + 5145 \\ \hline 12434 \\ \hline \end{array}$$

+1 +1

$$\begin{array}{r} 758 \\ + \blacksquare 15 \\ \hline 10\blacksquare 3 \\ \hline \end{array}$$

Y5 Objectives

- Numbers with more than 4 digits
- Decimal numbers

| | |
|-------|------|
| ? | |
| 375.5 | 14.3 |

Children to use the part whole and bar model to develop estimation and number sense

Decimal numbers
Different number of digits

$$\begin{array}{r}
 57.30 \\
 + 6.08 \\
 \hline
 63.38 \\
 \hline
 \end{array}$$

+1

- Vary the number of digits in the number
- = sign on the RHS
- Balanced equations

$$\begin{aligned}
 65 + 577 &= \\
 ? &= 4277 + 656 \\
 648 + ? &= 1036 + 58
 \end{aligned}$$

Problem solving

Amy and Matthew are playing their favourite computer game. Amy's current high score is 8,524. Matthew's high score is bigger than Amy's and when you add them together their combined total is 19,384. What is Matthew's high score?

Work out the missing numbers.

$$\begin{array}{r}
 \square 4 \square 3 \square \\
 + 2 \square 5 \square 2 \\
 \hline
 78529
 \end{array}$$

Y6 Objectives

- Numbers with more than 4 digits
- Decimal numbers
- Multi-step problems

Children to use the part whole and bar model to develop estimation and number sense

| | |
|-------|-----|
| ? | |
| 487.3 | 2.9 |

- Vary the number of digits in the number
- = sign on the RHS
- Balanced equations

$$247 + 14,699 =$$

$$? = 6.9 + 14.32$$

$$\frac{2}{5} + \frac{3}{10} + \frac{1}{2} =$$

Problem solving

A is an odd number which rounds to 100,000 to the nearest ten thousand.
It has a digit total of 30.
B is an even number which rounds to 500,000 to the nearest hundred thousand.
It has a digit total of 10.
A and B are both multiples of 5 but end in different digits.

| | |
|---------|---|
| A | B |
| 631,255 | |

Subtraction

Big Idea

$$8 - 1 = 7$$

minuend subtrahend difference

There are three structures of subtraction: **partitioning**, **reduction** and **difference**.

Partitioning – the ‘not’ structure

Reduction

Difference

Reduction:

There are 6 flowers in a vase. I take out 5. How many have I got left?

6 is the whole. 5 is a part. 1 is a part.




How many left?

Partitioning:

There are 6 flowers in a vase, 5 are red. How many are not red?

6 is the whole. 5 is a part. 1 is a part.

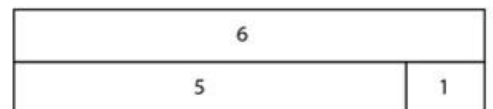


How many are not red?

Difference:

Sarah has 6 flowers in a vase. Gary has 5 flowers in a vase. How many more flowers does Sarah have?

This is a comparative structure of subtraction. It can be represented clearly on a bar model.



How many more?

Stem sentences

- The whole can be split into parts.
- The sum of the parts is equal to the whole.
- Whole subtract a part equals a part.
- Subtraction cannot be done in any order as we cannot swap the whole and the part.




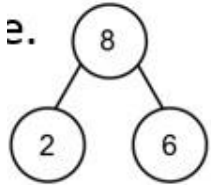
- The minuend is the whole.
- The subtrahend is a part.
- The difference is a part.



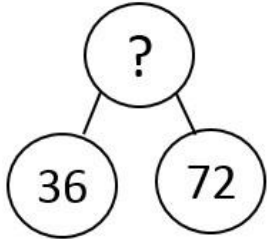
$$7 - 4 = 3$$



$$\square - 4 = 3$$



$$\square - 36 = 72$$



Progression in written methods (Yr1 – Yr6)


Y1 Objectives

- Number bonds and related subtraction facts within 20
- Subtract 1 and 2 digit numbers within 20, including zero

Key skills:


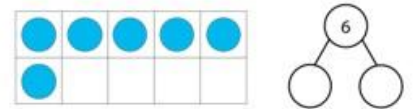
- bonds within 10
- bonds from 10
- subtracting 0 and 1 from a number

Start with expressions (no = sign)




Use part whole diagram (include zero)

Partitioning single digit numbers



Move on to equations (has = sign)
Partitioning

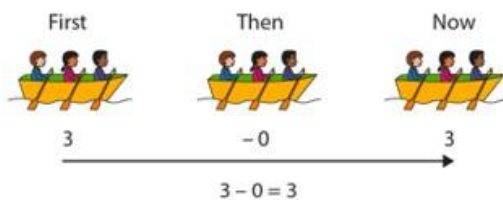


$$6 - 2 = 4$$

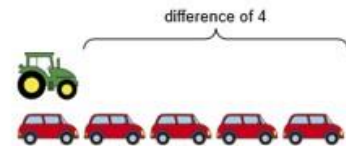
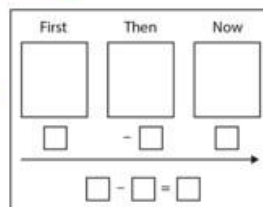


Teacher to use the bar model in the summer term

Difference



Reduction



Y2 Objectives

- 2dn - 1dn
- 2dn - multiples of 10
- 2 dn - 2dn (sum < 100)

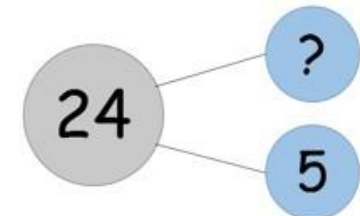
Key skills:

- 2dn - 1dn
- 2dn - multiples of 10

2dn - 1dn Use numbers in a context

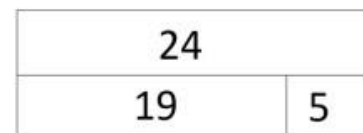
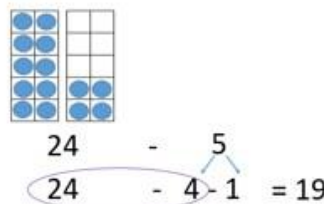
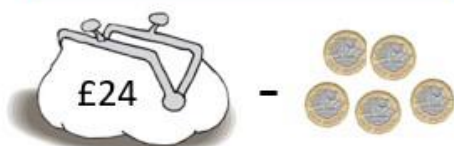
Children to use the part whole and bar model

At **first** Fiona had £24 and **then** she spent £5.
How much does she have **now**?

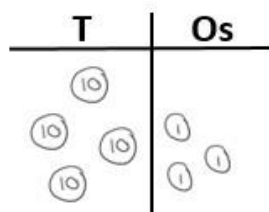
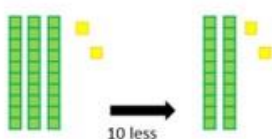


2dn - 1dn Use numbers in a context

What does each number represent?



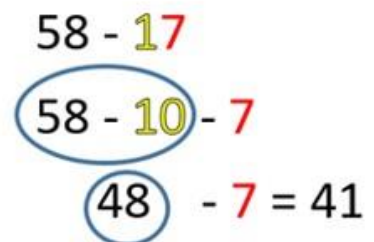
2dn - multiples of 10



$$43 - 20 = 23$$

2dn - 2dn

Keep the first number whole



Y3 Objectives

- 2dn - 2dn (without renaming)
- 3dn - 3dn (without renaming)

Subtraction is not commutative

Mental calculation strategies

Count on

If the numbers are close together

$$203 - 199$$

Count back

If subtracting a single digit or multiple of 10

$$342 - 5 \text{ or } 257 - 40$$

2dn - 2dn

Keep the first number whole

$$58 - 17$$

$$58 - 10 - 7$$

$$(48) - 7 = 41$$

Key skills:

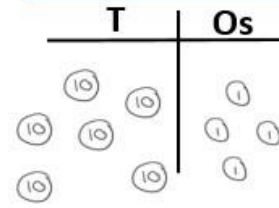
2dn - 1dn
2dn - multiples of 10
Column method

Constant difference
If subtracting a 'near tens' number

$$64 - 19$$

Problem solving with the written method

2dn - multiples of 10



$$64 - 30 = 34$$

3dn - 3dn without renaming

Column method

Unitise initially:

8 ones - 7 ones equals 1 one.

5 tens - 1 ten equals 4 tens (not $50 - 10 = 40$)

Move on to the shortened version when children can estimate the difference and use number sense:

8 subtract 7 equals 1. 5 subtract 1 equals 4. The difference is 41.

$$\begin{array}{r} 58 \\ - 17 \\ \hline \\ \hline \end{array}$$

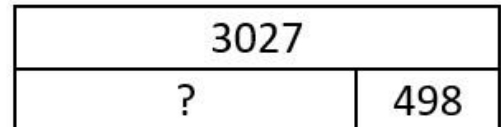
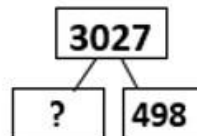
Y4 Objectives

- Numbers up to 4 digits
- Choose appropriate method

Key skills:

2dn - 1dn
2dn - multiples of 10
Column method

Children to use the part whole and bar model to develop estimation and number sense



Column method

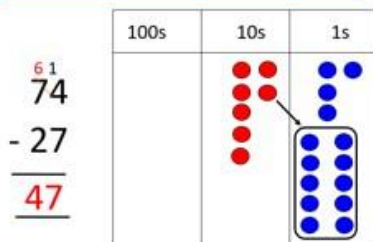
Unitise initially:

3 tens subtract 1 ten is two tens

4 hundreds subtract 2 hundreds is 2 hundred

Then move on to the shortened version (see Y3)

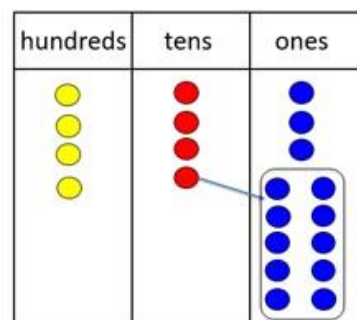
2dn - 2dn with renaming



$$74 - 27 = 47$$

$$\begin{array}{r} 3 \quad 1 \\ 443 \\ - 218 \\ \hline 225 \end{array}$$

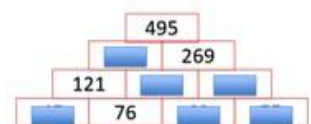
3dn - 3dn with renaming



$$443 - 218 = 225$$

Problem solving

Can you complete the wall?



Y5 Objectives

- Numbers with more than 4 digits
- Decimal numbers

Children to use the part whole and bar model to develop estimation and number sense

Select an appropriate method using number sense.

Decimal numbers

$$\begin{array}{r}
 \overset{6}{\cancel{7}}\overset{1}{1}.8 \\
 - 34.5 \\
 \hline
 37.2
 \end{array}$$

| | |
|-------|------|
| 375.5 | |
| ? | 14.3 |

Problem solving

Work out whether each problem is true or false and say how he could solve the problem if it is wrong.

- $3801 + 1499 = 3800 + 1500$
- $3801 + 2307 = 3800 + 2310$
- $5678 - 1212 = 5670 - 1220$
- $5678 - 152 = 5676 - 150$

Y6 Objectives

- Numbers with more than 4 digits
- Decimal numbers
- Multi-step problems

Children to use the part whole and bar model to develop estimation and number sense

- Vary the number of digits in the number
- Missing boxes
- Balanced equations

$$15.743 - 214.9 =$$

$$? - 200 = 2,307$$

$$\frac{5}{6} - \frac{1}{4} =$$

| | |
|-------|-----|
| 487.3 | |
| ? | 2.9 |

Address difficult points – zero as a place holder

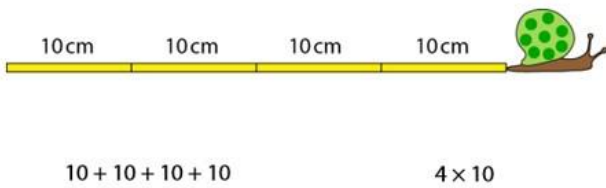
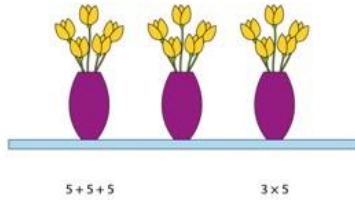
$$\begin{array}{r}
 \overset{21}{\cancel{57.30}} \\
 - 6.08 \\
 \hline
 51.22
 \end{array}
 \qquad
 \begin{array}{r}
 \overset{2}{\cancel{3}}\overset{9}{\cancel{0}}\overset{12}{\cancel{3}}\overset{1}{1}.8 \\
 - 1867.3 \\
 \hline
 1164.5
 \end{array}$$

Multiplication

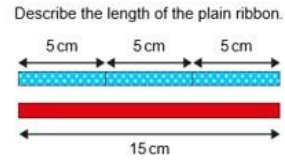
Big Idea

Multiplication can be a repeated addition structure or a scaling structure.

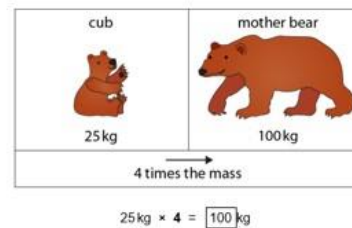
Repeated addition structure.



Scaling structure.



The plain ribbon is 3 times the length of the spotty ribbon.
 $5 \text{ cm} \times 3 = 15 \text{ cm}$



factor x factor = product A factor is a whole number, so this wouldn't be appropriate language when multiplying decimals

multiplicand x multiplier = product
2 multiplied by 4; 2, four times

multiplier x multiplicand = product
4 lots of 2; 4 times 2

When we have a picture or a context, we can tell which number is the multiplier and which number is the multiplicand.

Multiplicand is **2** Multiplier is **4**



The **2** represents the number of flowers, the **4** represents the number of vases.

MULTIPLICATION KEY TEACHING POINTS

3 x 4 Is this 3 groups of 4 or 4 groups of 3?

At FBPS we say: without a picture or a context to tell us which is the multiplicand and which is the multiplier, it can be either.

(N.B. White Rose follow the Shanghai way of working which only allows the multiplier first, so this would be 3 groups of 4; NCETM encourages children to see this both ways so is in line with our policy.)

Start by representing this with an array so that children can see both 3 lots of 4 and 4 lots of 3.

Also represent as repeated groups  and 



Start by exploring unequal groups



There are some pencils. The pencils have been grouped. There are 3 groups.



There are some footballs. The footballs have been grouped. There are 3 groups.

Move on to exploring equal groups



There are 3 groups of 5 eggs. There are 3 fives. 1 five, 2, fives, 3 fives.

- Developing fluency in counting in 2, 5 and 10:



5, _____, 15, 20, _____, _____
etc

Move from repeated addition to using the multiplication sign



$2 + 2 + 2 + 2$

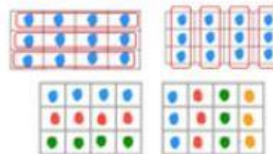
2×4 or 4×2



What does each number represent?

Use arrays to draw attention to the commutative structure of multiplication

4×3
and
 3×4

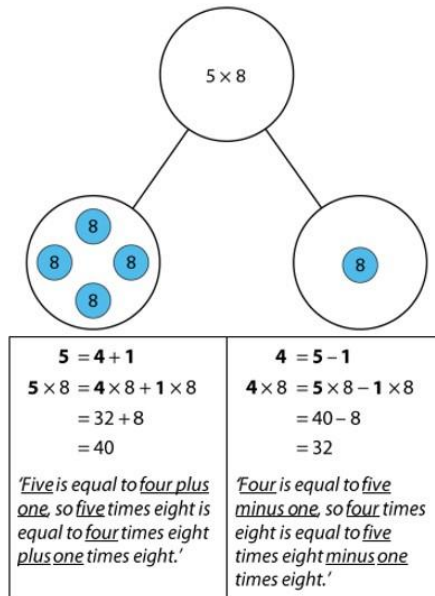


$3 \times 4 = 4 \times 3$

12 is equal to 3 groups of 4 or 4 groups of 3

The distributive law

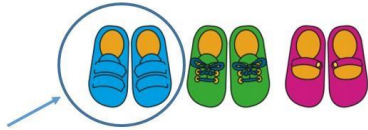
We can split one factor into two parts, calculate each product separately and then add them together.



Stem sentences

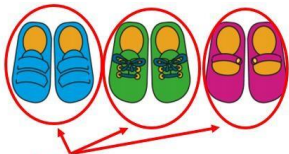
Multiplication:

- factor x factor = product
- When zero is a factor, the product is zero.
- Multiples of 4 make equal groups of 4.
- The multiplicand is the size of the group.



multiplicand is the size of the group.

- The multiplier is the number of groups.



multiplier is how many groups.

- Finding 10 times as many is the same as multiplying by 10 (for positive numbers);
- To multiply a whole number by 10, place a zero (not add a zero) after the final digit of that number (for integers).
- Finding 100 times as many is the same as multiplying by 100 (for positive numbers);
- To multiply a whole number by 100, place two zeros (not add two zeros) after the final digit of that number (for integers).

Multiple Stem Sentences:

- A multiple of a number can be divided into equal groups of that number.

- A multiple of 4 can be divided into equal groups of 4.
- A multiple of 4 is the product of 4 and a whole number.
- 12 is a multiple of 4 because you can make equal groups of 4.
- 13 is not a multiple of 4 because you can't make equal groups of 4.

A **multiple** of **4** is the product of **4** and a whole number.


$$4 \times \dots = \dots$$

Factor stem sentences:

- The factors of a number are all the numbers that divide into it exactly.
- A factor is a number that can be divided into another number without leaving a remainder.
- For example, 1, 2, 3, 4, 6 and 12 are all factors of 12.
- 3 is a factor of 12 because you can make 4 equal groups of 3.
- 4 is a factor of 12 because you can make 3 equal groups of 4.
- 5 is not a factor of 12 because you can't make equal groups of 5, there will be some left over.

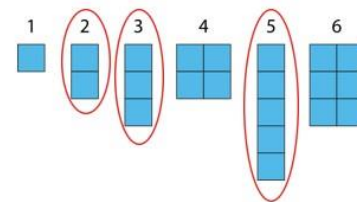
| | | | | |
|--------|---|--------|---|---------|
| 3 | × | 2 | = | 6 |
| factor | × | factor | = | product |

| | | | | |
|---------|---|--------|---|--------|
| 6 | = | 3 | × | 2 |
| product | = | factor | × | factor |



Prime Number stem sentences:

- A number which has only two factors is a prime number.
- 2 is the first, and only even, prime number.



Progression in written methods (Yr1 – Yr6)

Y1 Objectives

- solve one-step problems involving multiplication and division, by calculating the answer using concrete objects, pictorial representations and arrays with the support of the teacher

Key skills:

Explore equal and unequal groups
Skip count in 2s, 5s and 10s.
Recognise the structure of multiplication as repeated addition

Start by exploring unequal groups



There are some pencils. The pencils have been grouped.
There are 3 groups.



There are some footballs. The footballs have been grouped.
There are 3 groups.

Move on to exploring equal groups



There are 3 groups of 5 eggs. There are 3 fives. 1 five, 2, fives, 3 fives.

- Developing fluency in counting in 2, 5 and 10:



5, _____, 15, 20, _____, _____
etc

Language used: unequal, equal, groups of, counting sets eg. 1 group of 5, 2 groups of 5 etc.

Y2 Objectives

- recall and use multiplication facts 2, 5 and 10 multiplication tables
- calculate mathematical statements using symbolic representation $2 \times 5 = 10$
- show that multiplication is commutative eg. $2 \times 3 = 3 \times 2$
- solve problems involving multiplication using materials, arrays, repeated addition, mental methods, and multiplication facts, including problems in contexts

Use real life context examples

Recap on unequal and equal groups

Move from repeated addition to using the multiplication sign



$$2 + 2 + 2 + 2$$

$$2 \times 4 \text{ or } 4 \times 2$$

What does each number represent?

Skip counting, counting in the ... times table



Show me five lots of 2



$$3 \times 3 = 9$$



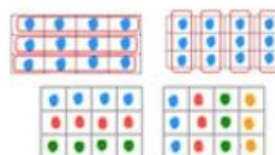
If children need support working out multiples initially, they can draw dots to show the cardinality of the number and count the dots.

Use arrays to draw attention to the commutative structure of multiplication

$$4 \times 3$$

and

$$3 \times 4$$



$$3 \times 4 = 4 \times 3$$

12 is equal to 3 groups of 4 or 4 groups of 3

Y3 Objectives

- 3, 4 and 8 times tables
- Multiply 2dn by 1dn using an appropriate method, including column multiplication

Use context problems

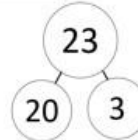
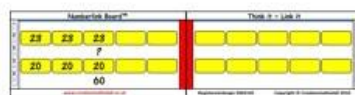
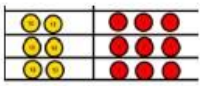
eg. There are 23 pens in a pot and I have got 3 pots. How many pens are there altogether?

Represent the calculation using **place value counters/Dienes** initially. Estimate the answer using the Numberlink Boards.

The expanded method of multiplication is not used.

Unitise to avoid errors.

23×3 Initially use numbers which don't involve renaming.

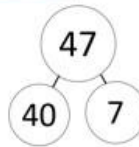
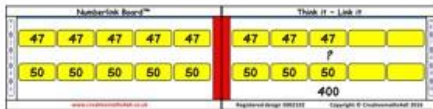


$$\begin{array}{r} 23 \\ \times 3 \\ \hline 69 \end{array}$$

"3 ones times 3 equals 9 ones. 2 tens times 3 equals 6 tens."

Move on to using numbers which involve renaming.

47×8



$$\begin{array}{r} +5 \\ 47 \\ \times 8 \\ \hline 376 \end{array}$$

"7 ones times 8 equals 56 ones. The 50 ones are renamed into 5 tens and written above the tens column. 4 tens times 8 equals 32 tens, add the 5 tens equals 37 tens."

Y4 Objectives

- All times tables up to 12×12
- Multiply 2dn by 1dn using an appropriate method, including column multiplication
- Multiply 3dn by 1dn using an appropriate method, including column multiplication.

Use numbers in context, eg. I have 6 jars of marbles. Each one has 245 marbles in. How many marbles are there in all 6 jars? Children build on previous steps to represent a three-digit number multiplied by a one-digit number initially with place value counters.

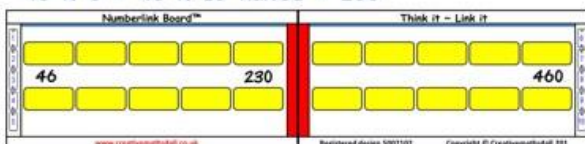
Teachers should be aware of misconceptions arising from 0 in the tens or ones column of a dividend.

Children then move on to explore multiplication with renaming in one column first and then more than one column.

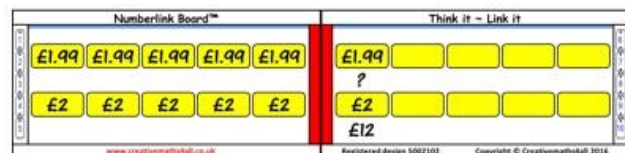
Encourage children to use flexible methods to solve multiplication calculations.

Practise multiplying by 5

$$46 \times 5 = 46 \times 10 \text{ halved} = 230$$



$\pounds 1.99 \times 6$



This is a really easy strategy to use with large numbers and decimals!

Try 32×5 , or 126×5 or 6.4×5 !

Y5 Objectives

- multiply numbers up to 4 digits by a one- or two-digit number using a formal written method, including long multiplication for two-digit numbers
- multiply and divide numbers mentally drawing upon known facts
- multiply and divide whole numbers and those involving decimals by 10, 100 and 1000

Use number link boards to support estimation of a 'sensible' answer

Look at how the product changes when we increase the multiplicand or the multiplier.

| Numberlink Board™ | | | | Think it - Link it | | | |
|-------------------|------|------|------|--------------------|--|--|--|
| 3126 | 3126 | 3126 | 3126 | | | | |
| 3000 | 3000 | 3000 | 3000 | | | | |
| 12000 | | | | | | | |

Procedural variation $46 \times 6 = 276$

What happens to the product when we increase the multiplicand by 1? Does the product increase by 1?

| Numberlink Board™ | | | | | Think it - Link it | | | | |
|-------------------|----|----|----|----|--------------------|--|--|--|--|
| 46 | 46 | 46 | 46 | 46 | 46 | | | | |
| 47 | 47 | 47 | 47 | 47 | 276 | | | | |
| | | | | | 47 | | | | |
| | | | | | ? | | | | |

What happens to the product when we increase the multiplier by 1? Does the product increase by 1?

| Numberlink Board™ | | | | | Think it - Link it | | | | |
|-------------------|----|----|----|----|--------------------|----|--|--|--|
| 46 | 46 | 46 | 46 | 46 | 46 | | | | |
| 46 | 46 | 46 | 46 | 46 | 276 | | | | |
| | | | | | 46 | 46 | | | |
| | | | | | ? | | | | |

Use real life context examples

$$\begin{array}{r}
 +1+2 \\
 3126 \\
 \times \quad 4 \\
 \hline
 12504
 \end{array}$$

COMPACT METHOD

$$\begin{array}{r}
 +5+4 \\
 376 \\
 \times 17 \\
 \hline
 2632 \\
 3760 \\
 \hline
 6392
 \end{array}$$

Carried figure at the top

Move from short to long multiplication.

Y6 Objectives

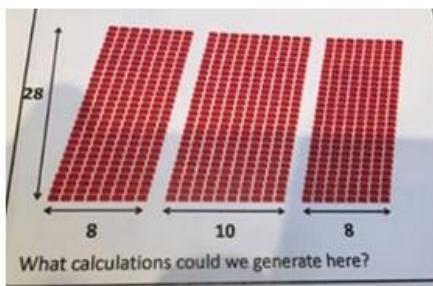
- multiply multi-digit numbers up to 4 digits by a two-digit whole number using the formal written method of long multiplication
- multiply one-digit numbers with up to 2 decimal places by whole numbers
- perform mental calculations, including with mixed operations and large numbers

Use real life context examples and reasoning to build depth of understanding.

Eg. present children with an image of seats in a stadium to represent the calculation 28×26 . How could this calculation be solved?

Use long multiplication to multiply number with up to 4 digits by 2 digit numbers

Use the number link board to support estimation of a 'sensible' answer.



COMPACT METHOD

$$\begin{array}{r}
 +1 \quad +3 \\
 4308 \\
 \times \quad 24 \\
 \hline
 17232 \\
 86160 \\
 \hline
 103392
 \end{array}$$

Carried figure at the top

| Numberlink Board™ | | | | | Think it - Link it | | | | |
|-------------------|------|------|------|------|--------------------|------|--|--|--|
| 3.87 | 3.87 | 3.87 | 3.87 | 3.87 | 3.87 | 3.87 | | | |
| 4 | 4 | 4 | 4 | 4 | 4 | 4 | | | |
| | | | | | 28 | | | | |

$$\begin{array}{r}
 +6 \quad +4 \\
 3.87 \\
 \times \quad 7 \\
 \hline
 27.09
 \end{array}$$

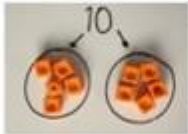
Division

Big Ideas

$$\text{dividend} \div \text{divisor} = \text{quotient}$$

Division has two different structures which are explored separately: **Quotitive** (division as grouping) and **Partitive** (division as sharing)

10 objects put in groups of 5



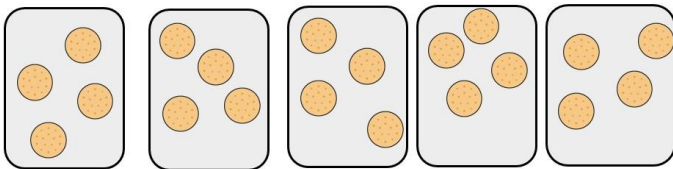
How many 5s are there in 10?
The 5s are either kept together (quotitive) or the 5s are distributed (partitive).

10 objects shared into 5 groups



- Objects can be grouped equally, sometimes with a remainder.
- Division equations can be used to represent 'grouping' problems (*Quotitive structure*) •
Division equations can be used to represent 'sharing' problems (*Partitive structure*)
- We think about how many of the divisor fit into the dividend.
 $12 \div 4$ How many '4's are there in 12.
- Division is not commutative. We start with the whole and think about how many equal parts there are in the whole.

Quotitive (grouping) structure of division




20 is divided into groups of 4. There are 5 groups.

$$20 \div 4 = 5$$

20 divided into groups of 4 is equal to 5.

Partitive (sharing) structure of division

12 chicken nuggets are shared equally between 4 children. How many for each child?



12 divided between 4 is equal to 3 nuggets each. $12 \div 4 = 3$.

Sentence Stems

- **Dividend** divided by the **divisor** equals the **quotient**.
- We can use our multiplication facts to help us with division $12 \div 4$
How many '4's are there in 12. $3 \times 4 = 12$
- When we divide into groups, the divisor is kept as a group.
- When we divide by sharing, the divisor is partitioned.
- When the dividend is zero, the quotient is zero;
- When the dividend is equal to the divisor, the quotient is one;
- When the divisor is equal to one, the quotient is equal to the dividend

Progression in written methods (Yr1 – Yr6)

Y1: solve one step problems involving division using concrete and pictorial representations.

Y2: calculate mathematical statements using the division sign. Show that division is not commutative.

Use grouping (quotitive) and sharing (partitive) contexts as shown below.

Mo is putting 6 flowers into pots.



He puts 2 flowers into each pot.
How many pots does he need?

$$6 \div 2 = 3$$

What does each number represent?

I have 12 pennies and I divide them between 3 children.
How many 3s are there in 12?



$$12 \div 3 = 4$$

What does each number represent?

Dora has 10 sweets.



She shares them equally between 2 plates.



How many sweets are on each plate?

$$10 \div 2 = 5$$

What does each number represent?

For grouping and sharing contexts, move to a common language for division:
"How manys in?"

Y3 Y4 division learning journey to $2dn \div 1dn/3dn \div 1dn$

The dividend at this stage will be not be greater than 20 times the divisor.

Ensure that **word problems** are in the form of **sharing** and **grouping contexts**.

1. Focus on the same times table; **link \times and \div** ; use fluency time to **focus on difficult facts** eg. 3xs, 4xs, 6xs, 7xs, 8xs, 9xs

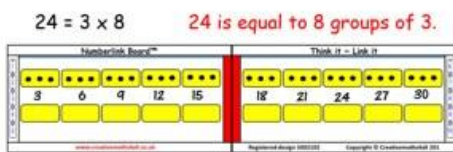
Deepen understanding by varying the position of the empty box.

$$24 \div \square = 8 \quad \square \div 3 = 8$$

$$8 = \square \div 3 \quad \square = 24 \div 3$$

Using the Numberlink Board™ for Division

Before moving to division, explore multiples of 3 using multiplication.

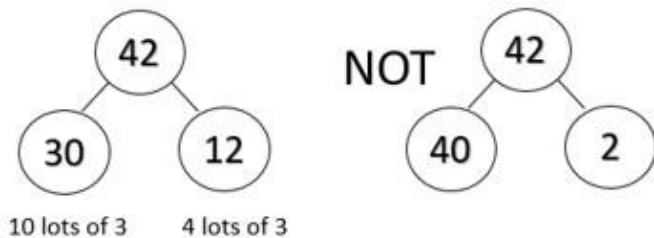


What is 24 divided by three? $24 \div 3 = 8$
 How many groups of three are there in 24?

3. Move to dividends which are between 10 and 20 lots of the divisor e.g. $42 \div 3$; $51 \div 3$;
 (These calculations will have no remainders.)

When introducing the concept, keep the divisor the same so the children focus on the changing structure.

Use the part whole model to split the dividend into ten lots of and then whatever is left.



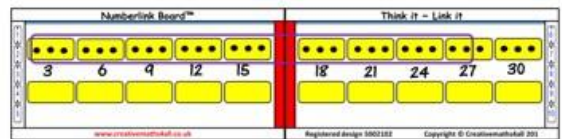
2. Explore numbers between multiples, this establishes understanding of division with remainders

“Give me a number which is 1 more than a multiple of 3.”
 “Give me a number which is 2 more than a multiple of 3.”
 “Give me a number which is 3 more than a multiple of 3.”
 What do you notice?”

Using the Numberlink Board™ for Division

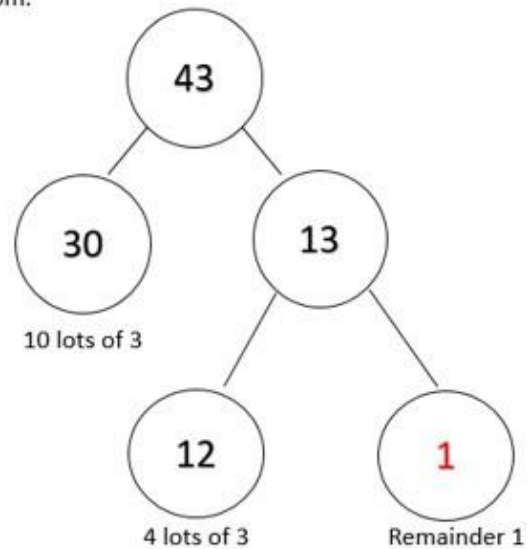
When moving to division with **remainders**, explore other numbers using multiplication.

$26 = 3 \times 8 + 2$ 26 is equal to 8 groups of 3 plus two.



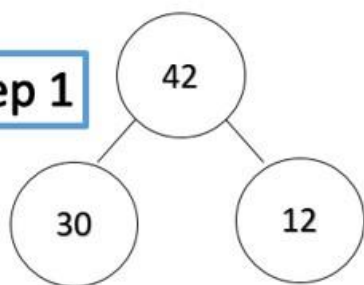
How many groups of three are there in 26? $26 \div 3 = 8r 2$
 There are eight groups of 3 and 2 remaining.

4. Repeat step 3 using numbers which are not multiples of the divisor. These calculations will have remainders.
 Encourage children to explain where these remainders come from.



Moving from part/whole to compact division

Step 1



10 lots of 3

4 lots of 3

Step 2

How many 3s in $\frac{10 + 4}{30 + 12}$

Step 3

$$\begin{array}{r} 14 \\ 3 \overline{) 42} \\ \underline{30} \\ 12 \\ \underline{9} \\ 30 \\ \underline{30} \\ 0 \end{array}$$

- The children should have a good idea of what the quotient should be before using compact division method 'bus stop'. They should use estimation and number sense so they can spot an error if it occurs.
- Make sure children know what each number in the calculation represents.

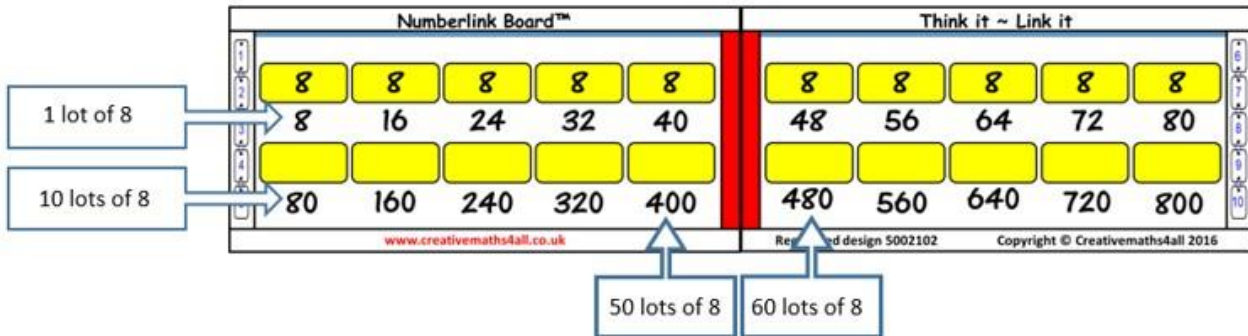
Y5/Y6

Y5: Up to $4dn \div 1dn$; short division method 'bus stop'; interpret the remainder

Y6: Up to $4dn \div 1dn$; short division or long division when appropriate; interpret the remainder

Focus on a particular divisor when working on the algorithm initially. For example if using 8 as the divisor build the Numberlink Board up as shown below. The children can then find the dividend on the board and estimate what the quotient will be.

Estimate how many 8s there are in 475.



475 is between 400 and 480 so the quotient will be between 50 and 60.

$$6 \overline{) 1587} \begin{matrix} 264 \\ r3 \end{matrix}$$

Y5/Y6

Deepening understanding of division

53 apples are put into bags of 4. How many bags are filled? (13)

What happens to a group of 53 children if they are put into teams of 4?
(They make 13 teams with 1 child left over: 13r1)

A roll of fabric is 53m long and is cut into 4 equal lengths. How long is each piece? ($13\frac{1}{4}$ m).

£53 is shared equally between 4 friends. How much do they get each?
(£13.25)

A taxi can hold 4 people. 53 people need a taxi, how many taxis will be needed? (14)

$$\begin{array}{r}
 28.8 \\
 15 \overline{) 432.0} \quad \begin{matrix} 150 \\ 75 \\ 15 \end{matrix} \\
 \underline{-30} \\
 132 \\
 \underline{-120} \\
 120 \\
 \underline{-120} \\
 0
 \end{array}$$

The principle of Constant Difference

The Principle of Constant Difference – If you **change** the **minuend** and the **subtrahend** by the **same amount**, the **difference** will remain the same.

$$53 - 19 = 54 - 20$$

This subtraction principle is taught from **Yr3/4** at FBPS. Children will need lots of practical experience to understand the principle and then be given chance to recognise equations where the strategy is particularly effective.

Applications of constant difference.

5. I had 500g of cheese and I ate 113g of it. How much was left?

500 - 113
~~387~~
 There were 387g of cheese left.

6. Dennie has 189 marbles more than Adam. Dennie has 444 marbles. How many does Adam have?

444 - 189
~~255~~
 Adam has 255 marbles.

c) 3560 - 1885 ☹️
 $\equiv 3,565 - 1890$ ☹️
 $\equiv 3,575 - 1900$ ☹️
 $\equiv 3,675 - 2000$ 😊
 $= 1,675$

This pupil has justified his choice between calculating $400 - 247$ and $399 - 246$:

4. Which of these two subtractions is easier to work out? Explain your choice, and work it out:

$400 - 247$ or $399 - 246$

$400 - 247$ or $399 - 246$
 1 5 3

I think that second one is easier because it has a nine but the other one has a zero and it's 5. I had 500g of cheese and I ate 113g

The power of the Principle is that it extends naturally to subtractions that are procedurally more demanding and / or conceptually more challenging: in particular, subtractions with non-integer terms in KS2, and then subtractions in KS3 with negative subtrahends, and those with algebraic terms in the minuend, the subtrahend, or both:

- $5.3 - 2.7$ 'take away' has the same numerical answer as 'difference from ... to ...'
- $\equiv 5.6 - 3$ because the minuend and the subtrahend both increase by 0.3
- $= 2.6$ which is easy to work out: a 'nasty' subtraction has become 'nice'

and then


- $8 - -2$ 'take away' has the same numerical answer as 'difference between'
- $\equiv 9 - -1$ because the minuend and the subtrahend both increase by 1
- $\equiv 10 - 0$ because the minuend and the subtrahend both increase by 1
- $= 10$ which is easy to work out: a 'nasty' subtraction has become 'nice'

$$6 - 3.7 \equiv 6.3 - 4$$

Teaching the Principle of Constant Difference

$$21 - 18 = 3$$

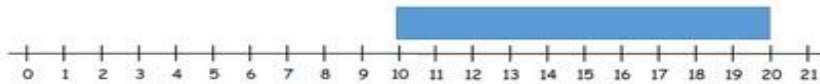
The difference between 21 and 18 is 3.



This picture shows a difference strip of 3. You could use Cuisenaire rods if you have them. Find other numbers which have a difference of 3. Can you explain what is happening to the **minuend** and the **subtrahend** to keep the **difference** the same?

$$20 - 10 = 10$$

The difference between 20 and 10 is 10.



This picture shows a difference strip of 10. The Dienes rod can be used as a difference strip of 10. Slide it along your ruler to see which numbers have a difference of 10.

These have a difference of 10 ...

Can you describe and explain the pattern using the words **minuend**, **subtrahend** and **difference**?

$$30 - 20 = 10$$

$$20 - 10 = 10$$

$$29 - 19 = 10$$

$$21 - 11 = 10$$

$$28 - 18 = 10$$

$$22 - 12 = 10$$

$$27 - 17 = 10$$

$$23 - 13 = 10$$

$$26 - 16 = 10$$

$$24 - 14 = 10$$

Suggest how to change these numbers to make the calculation easier but keeping the answer the same.

Y4

$$74 - 19$$

$$142 - 29$$

$$146 - 38$$

$$82 - 19$$

$$152 - 39$$

$$174 - 58$$

Y5 / Y6

$$134 - 198$$

$$5 - 1.9$$

$$15.1 - 7.8$$

$$4000 - 2759$$

$$30000 - 18759$$